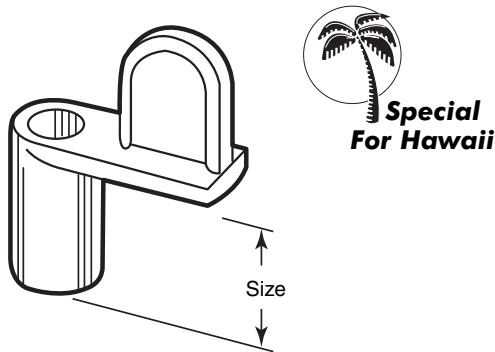
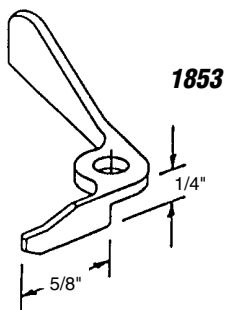
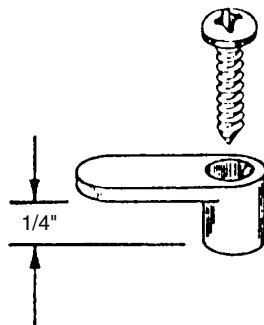


Size	4/Pkg			12/Pkg		
	Finish (Part Number)			Finish (Part Number)		
	Mill	Bronze	White	Mill	Bronze	White
Flush *	18107-F	181380	181669	182930-F	182950	182959
1/16" *	18107-1	181381	181735	182930-1	182951	182960
1/8" *	18107-2	181382	181747	182930-2	182952	182961
3/16" *	18107-3	181383	182886	182930-3	182953	182962
1/4" *	18107-4	181384	182887	182930-4	182954	182963
5/16" **	18107-5	181385	181605	182930-5	182955	182964
3/8" **	18107-6	181386	181603	182930-6	182956	182965
7/16" **	18107-7	181387	181589	182930-7	182957	182966
1-3/16" **	181983	182885	181801	182968	182958	182967

*No. 8 Phillips pan head sheet metal screws.
 **No. 10-24 Phillips pan head machine screws.

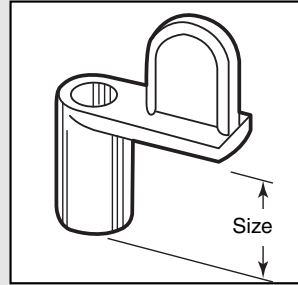


182868



Diecast Clips

Contents: Clips with installation screws.



Description: Painted and plated clips used to attach screen to window opening.

NOTE: Also available in bulk (1000/ctn.)
 Almond & Adobe available in bulk only.

Diecast Clips (Special)

Contents: 12 clips with #8 x 1" Phillips pan head sheet metal screws.

Size	Finish (Part Number)		
	Mill	Bronze	White
5/16"	182897-5	182898-5	182900-5
3/8"	182897-6	182898-6	182900-6
7/16"	182897-7	182898-7	182900-7

Description: Painted and plated clips; supplied with 1" long sheet metal screws for Hawaii installations.

182868 (1/4")

Diecast Clips

Contents: 12 clips with #8 x 3/4" Phillips pan head sheet metal screws.

Description: Flat top style clips used to attach screen to window opening.

1853

Diecast Clips

Contents: 4 clips with #4 x 3/8" Phillips pan head sheet metal screws.

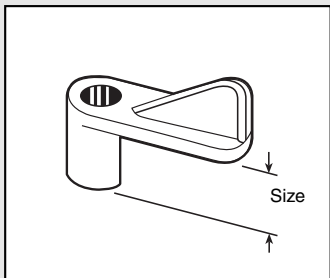
Description: Lever style clip used to attach screen to window opening.

Call for Availability

Window Screen Hardware

Plastic Clips

Contents: Clips with installation screws.



Description: Clips in various colors used to attach screen to window opening.

*No. 8 Phillips pan head **sheet metal screws**.

No. 10-24 Phillips pan head **machine screws.

- 182899-5** (5/16")
- 182899-6** (3/8")
- 182899-7** (7/16")

Plastic Clips (Gray)

Contents: 12 clips with #8 x 1" Phillips pan head sheet metal screws.

Description: Clips are supplied with **1" long screws** for **Hawaii** installations.

- 181873** (White)
- 182896** (Black)

Flush Clips (Plastic)

Contents: 12 clips with #6 x 5/8" Phillips pan head sheet metal screws.

Description: **Double wing** flush clips used to attach screens and storm windows to window opening.

Flush Clips (Plastic)

Contents: Clips with #8 x 3/4" Phillips pan head sheet metal screws.

Color	Quantity (Part Number)	
	4/Pkg	12/Pkg
White	18149	182931
Brown	182871	182937
Black	182908	182969
Gray	—	183233

Description: Clips are supplied with screws, used to attach screens and storm windows to window opening.

Size	4/Pkg	12/Pkg			
		Finish (Part Number)			
	Gray	Gray	Black	White	Bronze
1/16" *	1867	182932-1	182873-1	182875-1	183518-1
1/8" *	18957	182932-2	182873-2	182875-2	183518-2
3/16" *	18934	182932-3	182873-3	182875-3	183518-3
5/16" **	18978	182932-5	182873-5	182875-5	183518-5
3/8" **	18935	182932-6	182873-6	182875-6	183518-6
7/16" **	18716	182932-7	182873-7	182875-7	183518-7

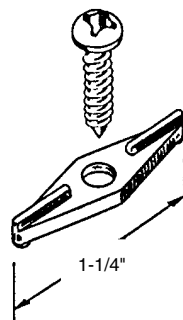
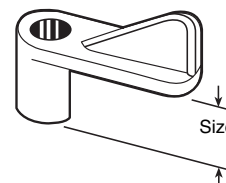
*No. 8 Phillips pan head sheet metal screws.

**No. 10-24 Phillips pan head machine screws.

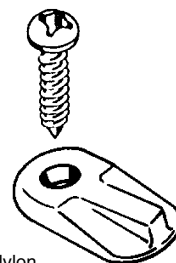


**Special
For Hawaii**

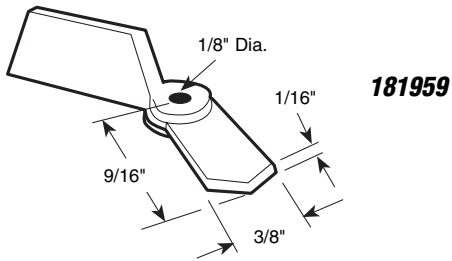
- 182899-5**
- 182899-6**
- 182899-7**



- 181873**
- 182896**



Nylon

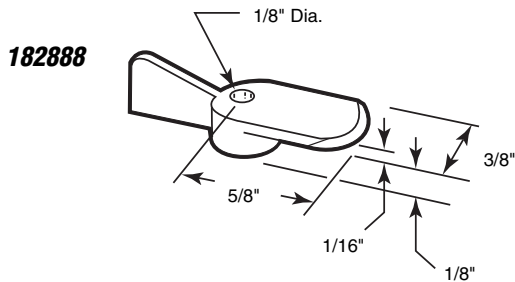


181959

Turn Buttons (White plastic)

Contents: 12 turn buttons with #4 x 3/4" Phillips pan head sheet metal screws.

Description: Turn buttons used to attach screens and storm windows to window opening.

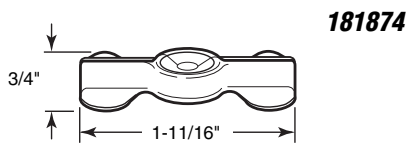


182888

Swivel Clips (White nylon)

Contents: 12 clips with #8 x 3/4" Phillips pan head sheet metal screws.

Description: Swivel clips used to attach screens and storm windows to window opening.

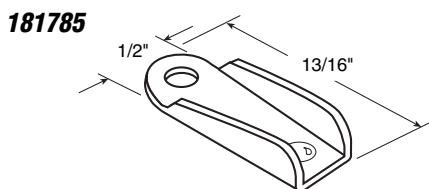


181874

Flush Clips

Contents: 6 clips with #8 x 1/2 flat head sheet metal screws.

Description: Nickel plated steel, double wing clips used to attach screens and storm windows to window opening; also applied to narrow rails to hold adjacent screens in place.

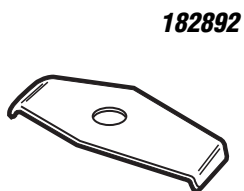


181785

Wing Clips

Contents: 12 clips with #8 x 3/4" Phillips pan head sheet metal screws.

Description: Stamped aluminum clips used to attach screens and storm windows to window opening.



182892

Metal Clips

Contents: 12 clips with #8 x 3/4" Phillips pan head sheet metal screws.

Description: Stamped aluminum, double wing clips commonly applied to narrow rails on interior of double casement windows to hold adjacent screens in place.



182893

Metal Clips

Contents: 12 clips with #8 x 3/4" Phillips pan head sheet metal screws,

Description: Stamped aluminum clips used with 182892 on casement window applications and other similar flush mount applications.

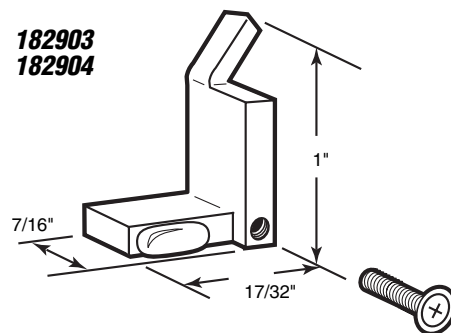
Window Screen Hardware

182903 (Black)
182904 (White)

Nylon Clips

Contents: 4 clips with #6 x 5/8" round washer head machine screws.

Description: Clips used to attach screens to *Acorn* windows.

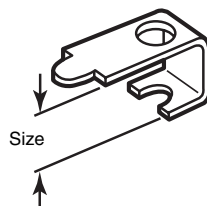


Casement Clips (Aluminum)

Contents: Clips with #10-24 Phillips pan head machine screws.

Size	Quantity (Part Number)	
	4/Pkg	12/Pkg
5/16"	18307	182933
3/8"	181010	182934
7/16"	18926	182935
7/8"	---	182856
1-3/16"	---	182857

Description: Casement clips used to secure window screens and storm windows to window or storm door openings.

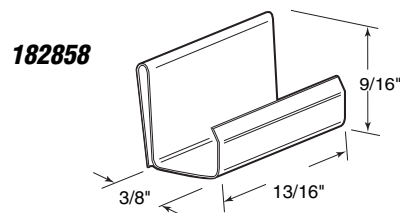


182858

Retainer Clips (Spring steel)

Contents: 6 clips.

Description: Retainer clips hold 3/8" screen frame into aluminum window channel; **bright finish**.

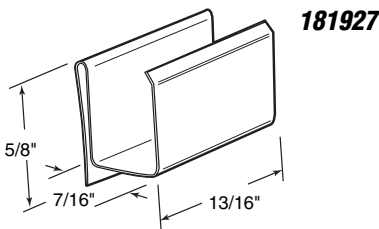


181927

Retainer Clips (Spring steel)

Contents: 6 clips.

Description: Retainer clips hold 7/16" screen frame to aluminum window channel; **bright finish**.

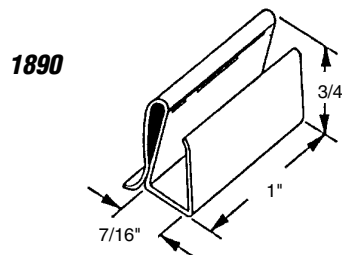


1890

Retainer Clips (Vinyl)

Contents: 4 clips.

Description: Black vinyl clips are used to hold 3/8" and 7/16" screen frame into aluminum window channel.

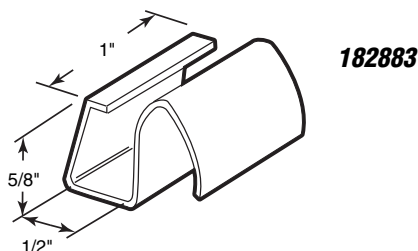


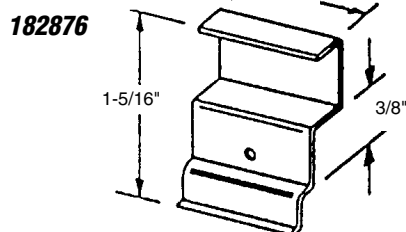
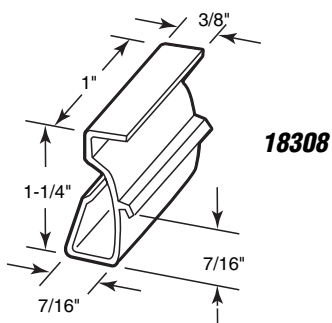
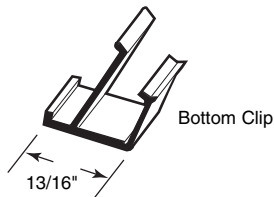
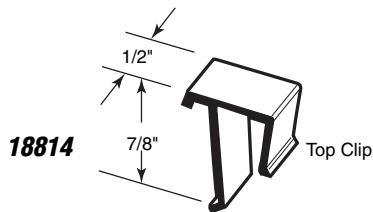
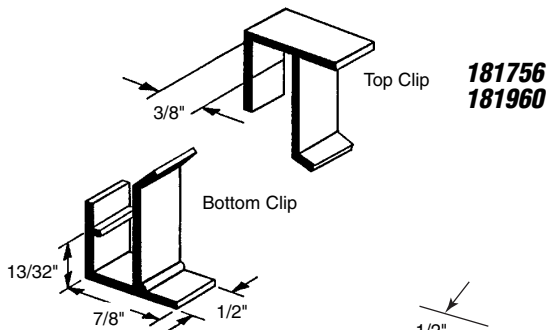
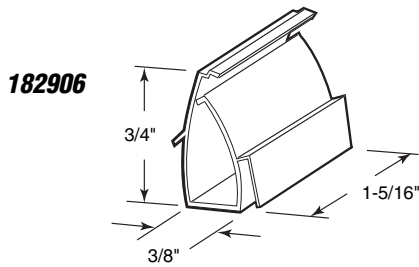
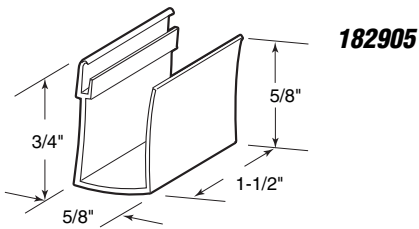
182883

Retainer Clips (Vinyl)

Contents: 6 clips

Description: Black vinyl clips are used to hold 3/8" screen frame into aluminum window channel; fits on *Tom Ray* windows.





182905

Retainer Clips (Vinyl)

Contents: 6 clips.

Description: Black vinyl clips are used to hold screen frame into aluminum window channel; fits on "Old Style" *Better Built* windows.

182906

Retainer Clips (Vinyl)

Contents: 6 clips.

Description: Black vinyl clips are used to hold screen frame into aluminum window channel; fits on "New Style" *Better Built* windows.

181756 (2 sets/card)

181960 (4 sets/card)

Retainer Clips (Vinyl)

Contents: 1 set = 1 top clip and 1 bottom clip.

Description: Black vinyl clips hold screen frame into sliding window frame channel; fits on *H&D Industries* for 7/16" frame. Very popular in the Northwest.

18814

Retainer Clips (Vinyl)

Contents: 2 top and 2 bottom clips.

Description: Black vinyl clips hold screen frame into sliding window frame channel; for 3/8" frame.

18308

Lift and Retainer Clips (Vinyl)

Contents: 4 clips

Description: Black vinyl clips used to hold 3/8" screen frame into aluminum window channel; lift tab assists in screen removal.

182876

Lift and Retainer Clips (Aluminum)

Contents: 6 clips with installation screws.

Description: Stamped aluminum clip used as a lift handle and screen frame retainer on sliding aluminum windows.

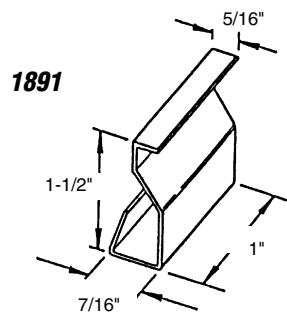
Window Screen Hardware

1891

Lift Tabs (Plastic)

Contents: 4 tabs.

Description: Black vinyl lift tabs used to aid in removal of 7/16" window screen from window frame.

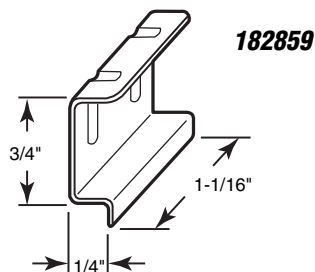


182859

Lift Tabs (Metal)

Contents: 6 tabs.

Description: Stamped aluminum lift tab is installed in spline channel to aid in removal of window screen from window frame.



182860 (White)

182869 (Black)

182970 (Gray)

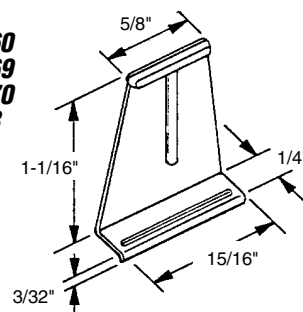
18708 (Gray - 2/card)

Lift Tabs (Plastic)

Contents: 6 tabs, (except #18708).

Description: Plastic lift tab is installed in spline channel to aid in removal of window screen from window frame.

182860
182869
182970
18708

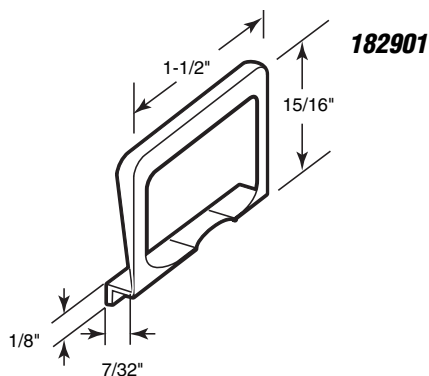


182901

Lift Tabs (Plastic)

Contents: 6 tabs.

Description: Deluxe black plastic lift tab is installed in spline channel to aid in removal of window screen from window frame.



182902 (Gray)

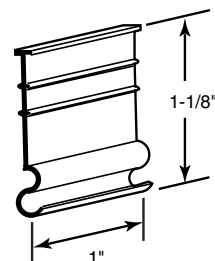
182902-B (Black)

Lift Tabs (Vinyl)

Contents: 6 tabs.

Description: Vinyl lift tab may be installed in most sizes of spline channel to aid in removal of window screen from window frame.

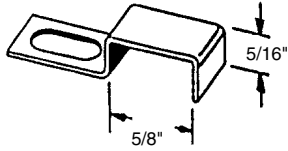
182902
182902-B



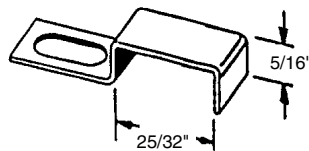
Stretcher Clips

Contents: Clips; #10 x 3/8" Phillips pan head sheet metal screws.

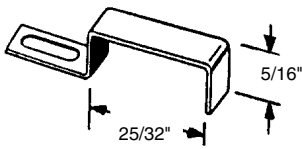
182031



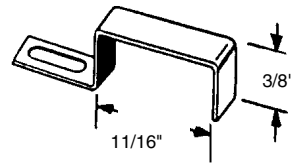
181124



182032



182033

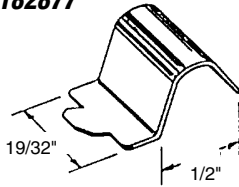


Frame Application	Quantity	Part Number
	4/Pkg	12/Pkg
3/8" x 5/8" flanged frame	182031	182938
5/16" x 3/4" frame	181124	182939
3/8" x 3/4" frame	182032	182940
7/16" x 11/16" frame	182033	182941
For "Miami" Windows	---	182877*
1/4" x 3/4" frame	182878	182942
For flanged frame	182161	182943
For "Keller" windows - old style	182034	182944
For "Keller" windows - new style	182035	182945
"Z" clips with 1/8" offset	---	182879
1/4" x 11/16" frame	181788	182946
3/8" x 13/16" flanged frame	181125	182947
For recessed frame	181126	182948
3/8" x 5/8" frame	181789	182949

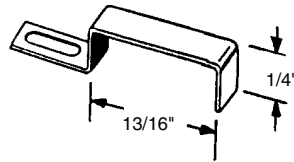
Description: Stamped aluminum clips for attaching window screens to awning and other types of windows.

* Installation screws are not required for this item.

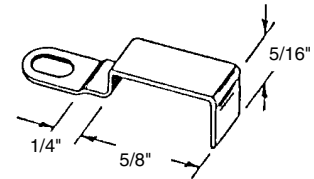
182877



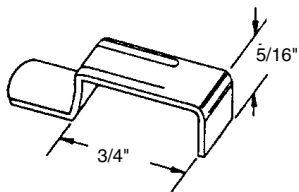
182878



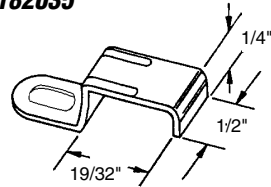
182161



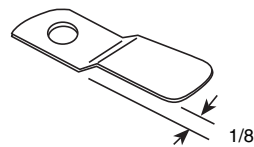
182034



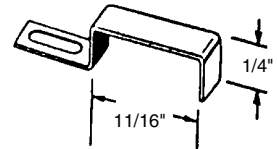
182035



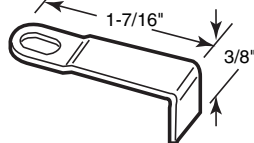
182879



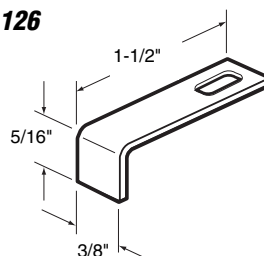
181788



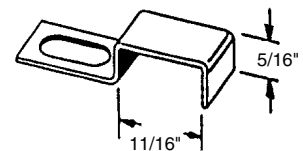
181125



181126



181789

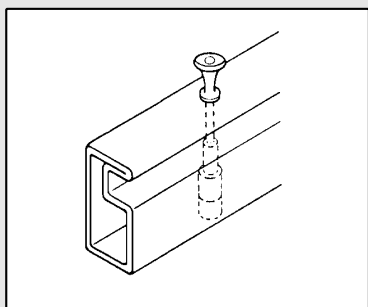


Plunger Latches

Contents: 4 latch assemblies.

Part #	Plunger	Cap	Screen Frame
182864	Nylon	Nylon	1/4" or 5/16" x 3/4"
1857-N	Nylon	Nylon	3/8" or 7/16" x 3/4"
1857	Diecast	Nylon	3/8" or 7/16" x 3/4"
182865	Diecast	Nylon	7/16" x 1"
1856	Aluminum	Aluminum	5/8"
183061	Aluminum	Aluminum	7/16 x 3/4"
183062	Aluminum	Aluminum	7/16" x 1"

Description: Spring loaded plunger latches hold aluminum frame screens into window frames.



Note: For new installations, see part no. 18617 on page 18-12. This **step drill** may be used for drilling screen frame for all plunger latches except part no. 182864.

- 182862** (For 5/8" frame) - 3/32"
- 182863** (For 3/4" frame) - 1/8"
- 18312** (For 1" frame) - 1/8"

Lock Pins

Contents: 4 pins.

Description: Plated steel pin used to secure window screens to sliding aluminum windows.

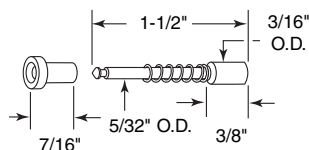
- 1865** (1-1/2" long)
- 1865-1** (1-13/32" long)

Slide Locks

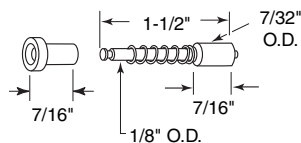
Contents: 4 locks.

Description: Stamped aluminum locks used to attach window screens to aluminum window channels.

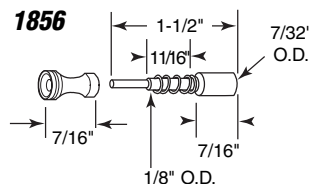
182864



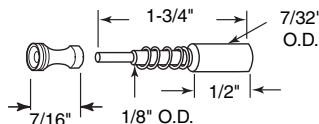
1857



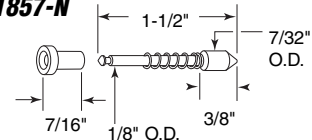
1856



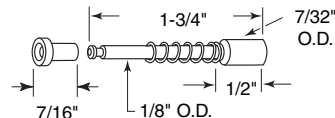
183062



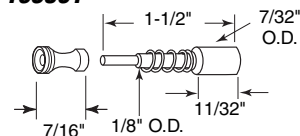
1857-N



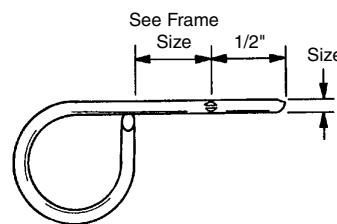
182865



183061

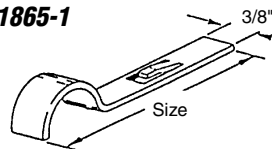


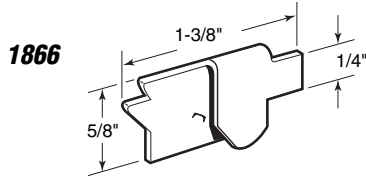
182862
182863
18312



1865

1865-1





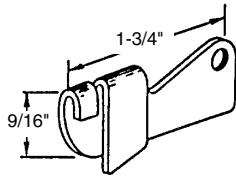
1866

1866 (Snap-on)
1863 (Rivet-on)


Knife Latches (Pivot style)

Contents: 2 left hand & 2 right hand latches.

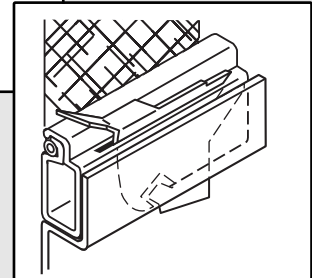
Description: Stamped aluminum latches used to secure window screens to sliding aluminum window frames; latch clasps to window frame.



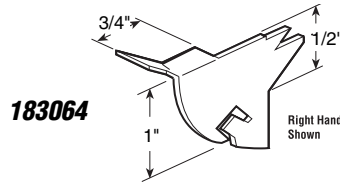
1863



Clasp Latching



Slot Latching



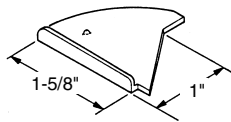
183064

183064
183065

Knife Latches (Swivel style)

Contents: 3 left hand and 3 right hand latches.

Description: Stamped aluminum latches used to secure window screens to sliding aluminum window frames; latch swivels into slot in frame.



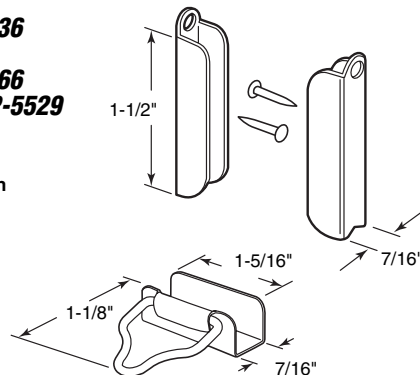
183065

Hangers and Latches

Contents: 1 set = 2 top hangers; 1 bottom latch; 1 ball head screw.

182936
1819
182866
CCEP-5529

1 Set Shown

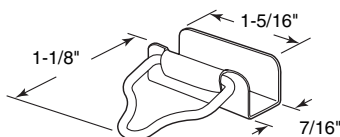


Quantity (Part Number)

Color	2 Sets	1 Set
Mill finish	182936*	1819
Painted gray	182866	---

Description: Stamped aluminum hardware used to install 7/16" thick window screens to wood framed windows.

*Bulk: CCEP-5529 (2 sets/bag) 50 bags/box.



181582
182867
CCEP-5552

181582 (Mill finish)*
182867 (Painted gray)

Bottom Latches

Contents: 4 latches; 4 ball head screws.

Description: Stamped aluminum latches slip-on to bottom of 7/16" thick frame; used to hold bottom of window screen to wood window sill.

*Bulk: CCEP-5552 (4/bag) 100 bags/box.

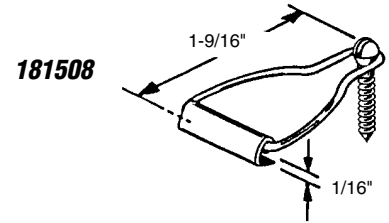
Window Screen Hardware

181508

Spline Latch

Contents: 6 latches; 6 ball head screws.

Description: Stamped aluminum latch is installed into spline channel of window screen; used to hold bottom of screen to wood-framed window sill.



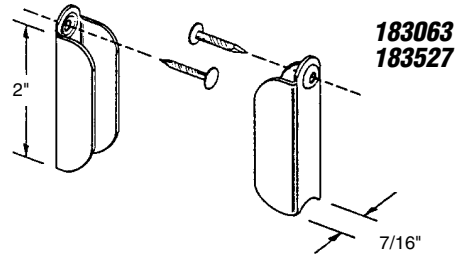
183063 (Aluminum)

183527 (White)

Top Hangers

Contents: 6 hangers; 6 nails.

Description: Stamped mill finish and white painted aluminum hangers nail into top corners of wood window frame; used to hold 7/16" thick screen frame to window frame and allow for easy removal.

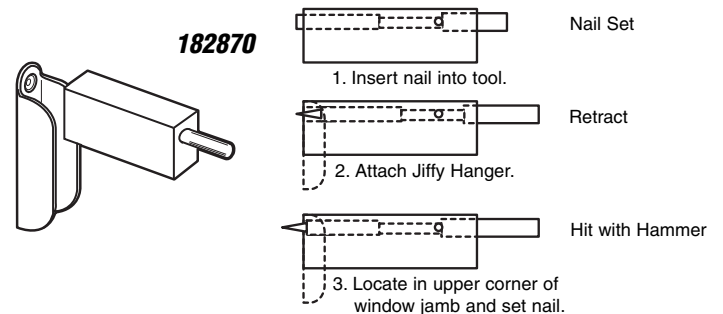


182870

Nail Set Tool

Contents: 1 tool.

Description: Plated steel tool used to install nails into wood framed windows while using Part no. 182936, 1819, 182866, 183063 hangers.



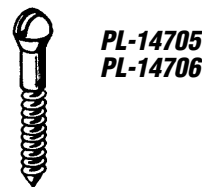
PL-14705 (100/tub)

PL-14706 (1000/tub)

Ball Head Screws

Contents: Bulk screws in plastic tub.

Description: Plated steel screws are used with bottom latches Part no. 181582, 182867 & 181508 to hold window screen to wood window sill; no. 8 x 1" ball head screw.

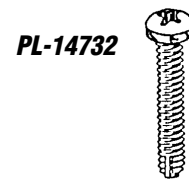


PL-14732

Self-Tapping Screws

Contents: 100 bulk screws in plastic tub.

Description: 10-24 x 3/4" Phillips pan head self-tapping machine screw; used to attach screen clips onto steel window frames.



181806 (523)

181807 (524)

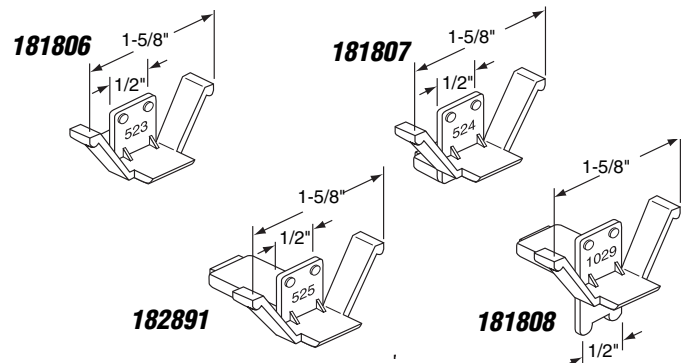
182891 (525)

181808 (1029)

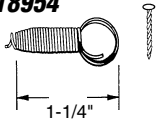
Retainer Clips

Contents: 4 clips.

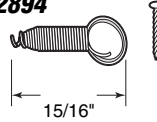
Description: Clear plastic clips; used exclusively in Western Canada to hold window screens to sliding window frames; use number molded into plastic part for exact replacement.



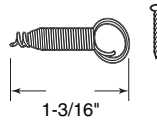
18954



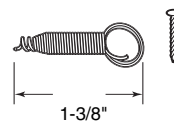
182894



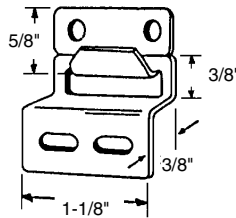
182406



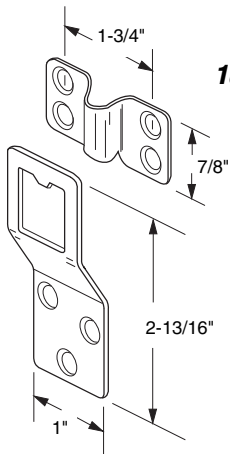
182895



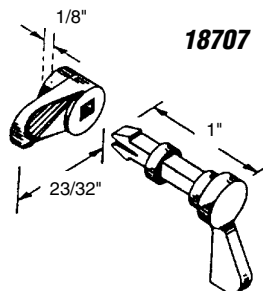
181977



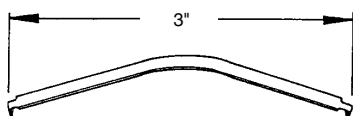
182036



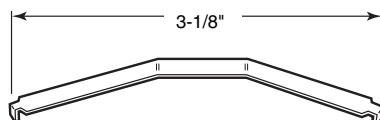
18707



18818



183066



18954 (Plated steel)

182894 (Stainless steel)

182406 (Stainless steel)

182895 (Stainless steel)

Spring Latches

Contents: 6 springs; 6 nails.

Description: Spring steel latches are used to hold bottom of window screen to wood framed window sill. Aluminum nail is driven part-way into sill and spring loop is pulled over nail.

181977

Top Hangers

Contents: 4 hooks; 4 keepers; 4 sets of installation screws.

Description: Stamped aluminum hardware; used on wood framed windows; top mounted; hooks mount to window frame and keepers mount to screen frame.

182036

Top Hangers

Contents: 2 hooks; 2 keepers; 2 sets of installation screws.

Description: Plated steel hardware; used on wood framed windows; top mounted; hooks mount to window frame and keepers mount to screen frame.

18707

Retainer Clip Assemblies

Contents: 4 clips; 4 lock pins.

Description: Plastic assembly fits on Arcadia 770 and 780 Series windows; holds screen frame to window frame.

18818 (Round top - 4 per card)

183066 (Flat top - 6 per card)

Tension Springs

Contents: Springs.

Description: Heat-treated steel tension springs hold window screens into sliding aluminum window screen channels. Requires two (2) 3/16" holes drilled 3-3/16" apart.

Window Screen Hardware

181036 (1/4" wide)
182884 (3/16" wide)

Tension Springs

Contents: 4 springs.

Description: Heat-treated steel tension springs hold window screens into sliding aluminum window screen channels. Slips into corner of 3/8" or 7/16" frame. No tools required.

182889
182890 (Heavy Duty)

Tension Springs

Contents: 12 springs.

Description: Plated steel spring wire; designed to hold window screens into sliding aluminum window screen channels.

182861

Hook & Eye

Contents: 2 hooks; 2 eyes.

Description: Plated steel hook and eye; used as a bottom latch on traditional wood frame window screens.

18310

Clips

Contents: 4 clips.

Description: Stamped aluminum clips used for mounting window screens and storm panels to window frames.

18617

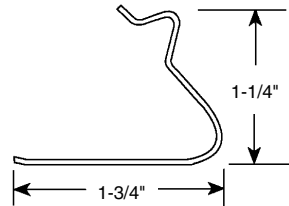
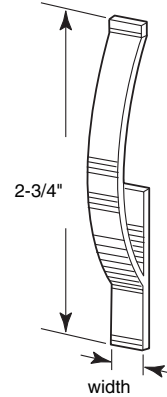
Step Drill

Contents: 1 drill.

Description: Specially designed step drill is used to install a variety of plunger latches (see page 18-8).

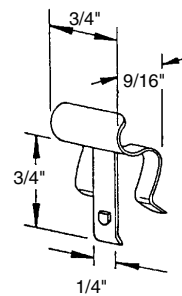
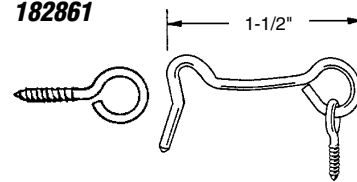
You may also wish to stock these related parts: **182864**, **182865**, **1856**, **183060**.

181036
182884



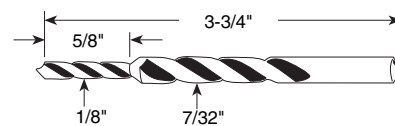
182889
182890

182861

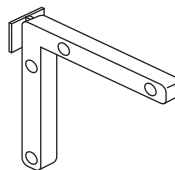
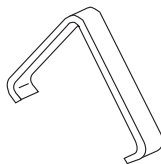
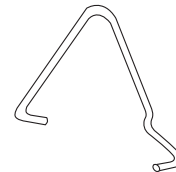
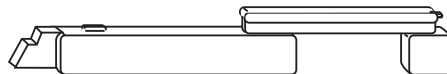
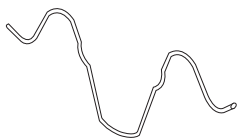


18310

18617



Also Available:



Call customer service for our complete
"Make-to-Fit" Screen Components and Accessories Catalog (ZZ-75).